PLAN 19: MAXIMIZE SAFETY, PARTICPATION, DECISIONS, TOUCHES & ENJOYMENT

SAFETY GOALS	- Screen & Assess Health - Administer Hand Sanitizer - Minimize Contact	**TECHNICAL GOALS**	-Close Dribbling with Split Vision -Big & Baby Toe Turns -Passing on the Equator	**TACTICAL GOALS**	- Creativity - Penetration - Support & Mobility	**PHYSICAL GOALS**	-Agility, Balance, Coordination (ABCs) -Speed, Suppleness & Stamina	**MENTAL GOALS**	-Awareness & Perception -Cooperation With Others -Growth-Mindset & Inquisitive

BUM TO MUM (10min)	CLEAN UP THE YARD (10min)	STEAL THE GOLD (10min)	SHOOTERS & KEEPERS (10min)	3v3 GAME (15min)
-> VIDEO LINK <-	->VIDEO LINK <-	-> VIDEO LINK <-	-> VIDEO LINK <-	
	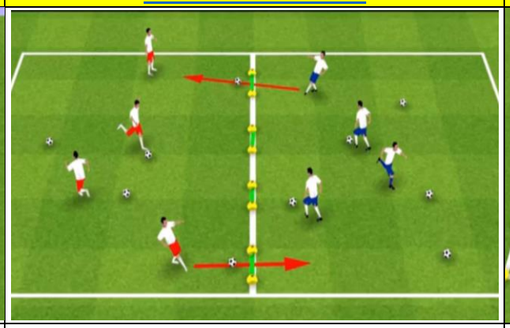		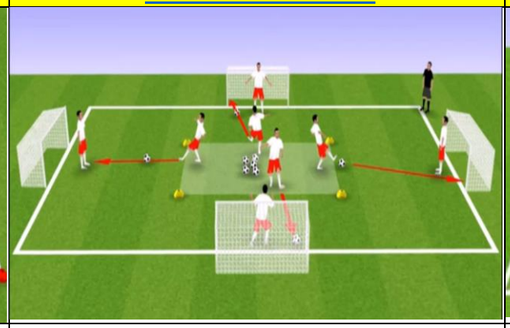	
- In a 10 x 10 yard area -Parent & child (family bubble), or two players take turns shielding the ball from one another - At first, start with a stationary ball that can't move -Then allow the player in possession to shield & dribble, shield & dribble **Encourage:** - Head up seeing the ball and the player -The arm and leg are extended like a shield -When dribbling, every step there is a touch of the ball (close dribbling)	-In a 30 x 30 yard area -Players try to clean up their yards by passing the ball over the middle line / fence -The players should take two touches, receive and pass **Encourage:** - Passing with the side of the foot - Passing the ball into space **Progression:** - Have the player do a technical action before passing (ie toe taps on the north pole of the ball, penguin passes on the inside of the foot between their feet, etc)	- In a 30 x 30 yard area -3 or 4 groups of players try to steal the gold from rival pirates -Players can't tackle each other **Encourage:** -Split vision – see the ball & the space in front - Close dribbling "every step there's a touch" **Progression:** -Have the coaches be sea monsters in the middle of the area as passive pressure - Have them do a particular technical action to acquire the ball (ie pull back, etc)	-In a 30 x 30 yard area -Parent & child (family bubble), or all players take turns shooting and being a goalkeeper -Goalkeepers can only use their feet (NO HANDS) - Once the shooter shots on one goal, they then go to a different goal **Encourage:** -As many goals as possible in 2minutes -Shoot for the corners or where the GK isn't	-In a 15 x 10 yard area -Play a 3v3 game -No thrown-ins / use of hands -Take water breaks as needed